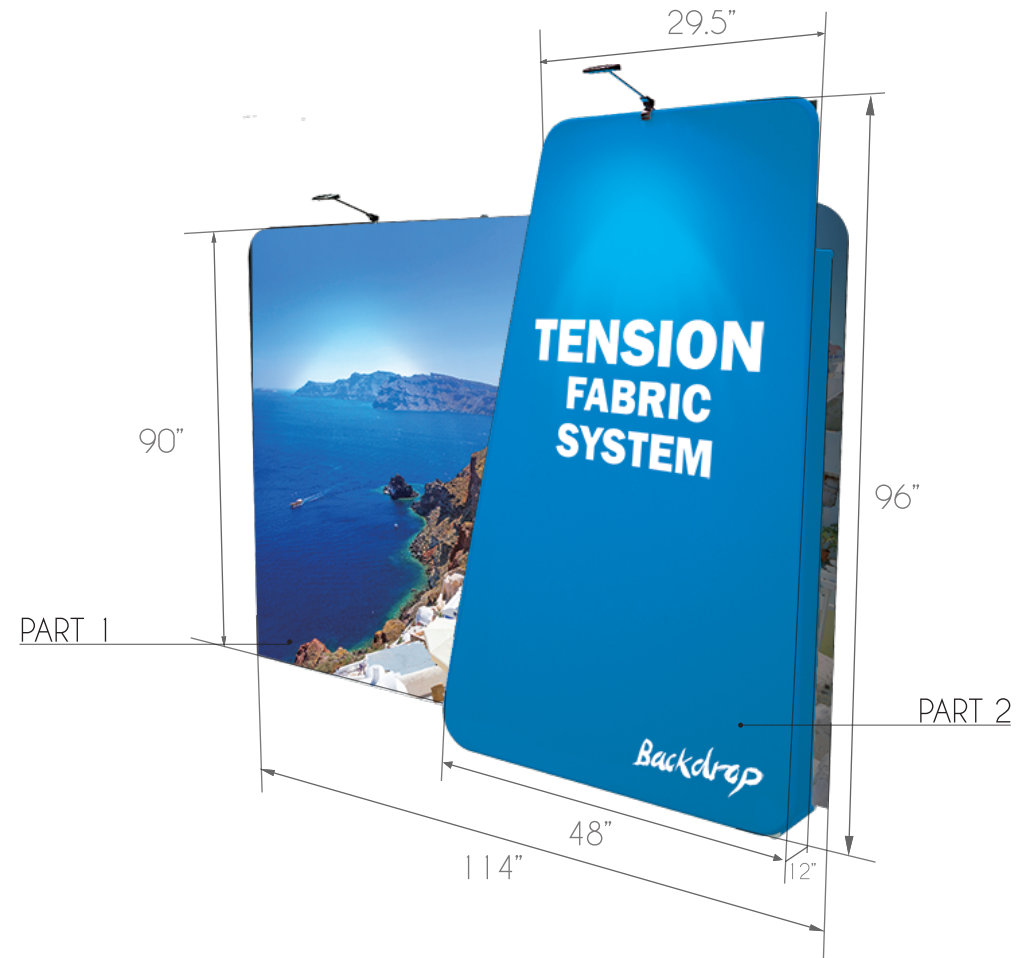


BP-CW3002

GRAPHIC SIZE

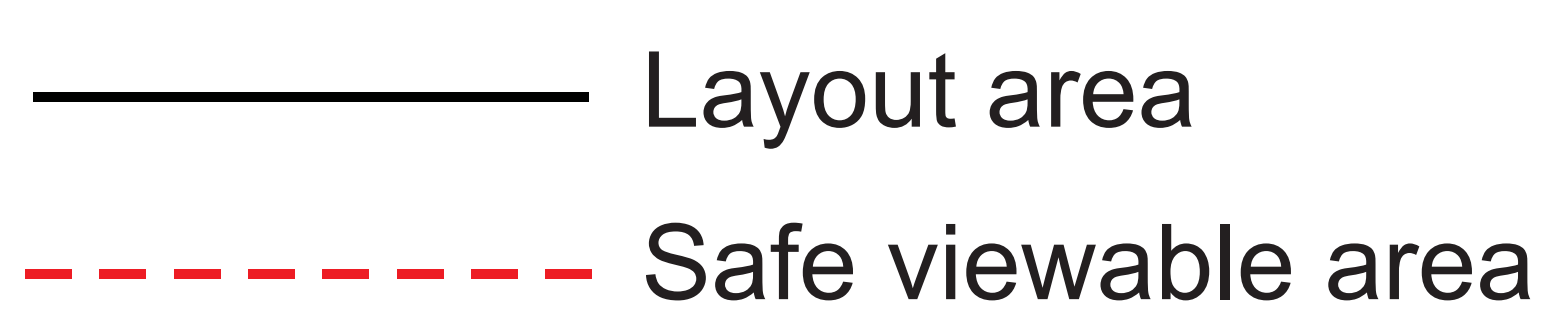
Notes to Designers:

- Artwork Size: made according to template size Image precision:
- Printing cloth products need 300 dpi; (50% of original)
- Color Mode:RGB
- Artwork format:PSD, PDF, AI.
AI (text must convert to curves, picture must imbedding) ;
PSD (text must convert to curves, picture must imbedding) ;
PDF (text must convert to curves, picture must imbedding).



BP-CW3002



GRAPHIC SIZE (PART 1)

SINGLE GRAPHIC ONLY	
FRAME SIZE	114" W x 90" H
GRAPHIC SIZE	114" W x 90" H
GRAPHIC SCALE	50% OF ORIGINAL
Keep all your important graphics (Such as logo, text and contact information) in the red safe zone.	 ——— Layout area - - - - - Safe viewable area

TOP CORNERS WILL BE ROUNDED

BP-CW3002

GRAPHIC SIZE (PART 2)

SINGLE GRAPHIC ONLY	
FRAME SIZE	48" W x 96" H
GRAPHIC SIZE	48" W x 96" H
GRAPHIC SCALE	50% OF ORIGINAL
Keep all your important graphics (Such as logo, text and contact information) in the red safe zone.	 Layout area  Safe viewable area

TOP CORNERS WILL BE ROUNDED